

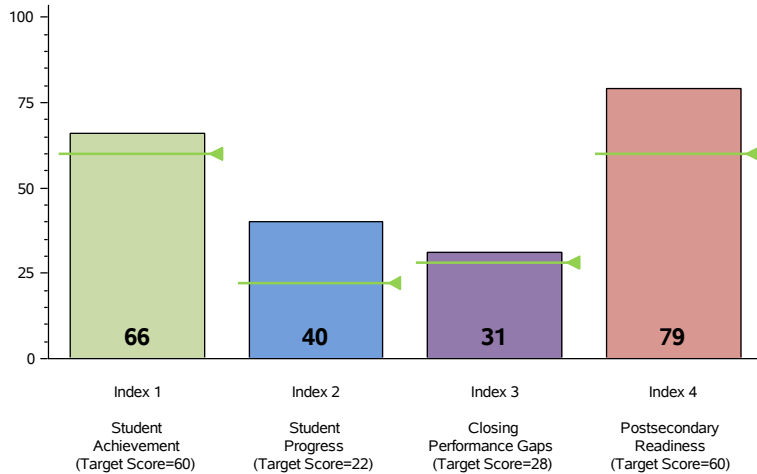
TEXAS EDUCATION AGENCY 2017 Accountability Summary COMMERCE ISD (116903)

Accountability Rating

Met Standard

<p>Met Standards on</p> <ul style="list-style-type: none"> - Student Achievement - Student Progress - Closing Performance Gaps - Postsecondary Readiness 	<p>Did Not Meet Standards on</p> <p>- NONE</p>
<p>In 2017, to receive a Met Standard or Met Alternative Standard rating, districts and campuses must meet targets on three indexes: Index 1 or Index 2 and Index 3 and Index 4.</p>	

Performance Index Report



Distinction Designation

Postsecondary Readiness
Percent of Eligible Measures in Top Quartile 3 out of 10 = 30%
NO DISTINCTION EARNED

Performance Index Summary

Index	Points Earned	Maximum Points	Index Score
1 - Student Achievement	1,735	2,614	66
2 - Student Progress	644	1,600	40
3 - Closing Performance Gaps	927	3,000	31
4 - Postsecondary Readiness			
STAAR Score	10.2		
Graduation Rate Score	24.6		
Graduation Plan Score	21.4		
Postsecondary Component Score	23.1		
			79

System Safeguards

Number and Percentage of Indicators Met	
Performance Rates	17 out of 36 = 47%
Participation Rates	17 out of 17 = 100%
Graduation Rates	3 out of 3 = 100%
Met Federal Limits on Alternative Assessments	1 out of 1 = 100%
Total	38 out of 57 = 67%

For further information about this report, please see the Performance Reporting website at <https://rptsvr1.tea.texas.gov/perreport/account/2017/index.html>

TEXAS EDUCATION AGENCY
2017 Accountability Summary
 COMMERCE H S (116903001) - COMMERCE ISD

Accountability Rating

Met Standard

Met Standards on	Did Not Meet Standards on
<ul style="list-style-type: none"> - Student Achievement - Student Progress - Closing Performance Gaps - Postsecondary Readiness 	<ul style="list-style-type: none"> - NONE

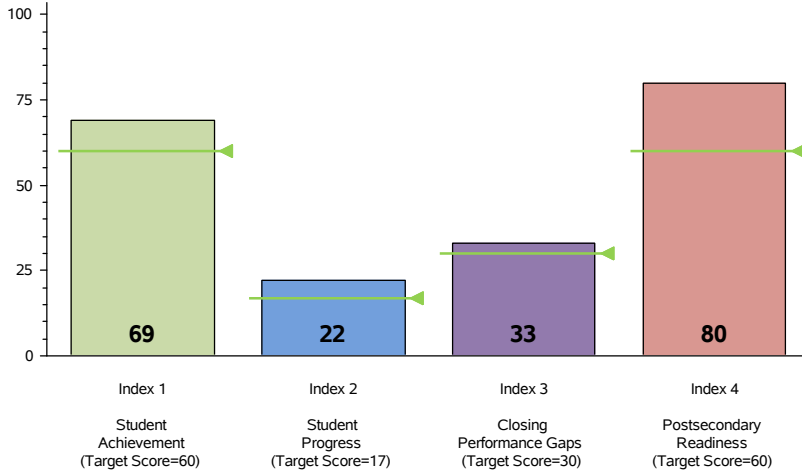
In 2017, to receive a Met Standard or Met Alternative Standard rating, districts and campuses must meet targets on three indexes: Index 1 or Index 2 and Index 3 and Index 4.

Distinction Designation



Academic Achievement in ELA/Reading
DISTINCTION EARNED
Academic Achievement in Mathematics
NO DISTINCTION EARNED
Academic Achievement in Science
NO DISTINCTION EARNED
Academic Achievement in Social Studies
DISTINCTION EARNED
Top 25 Percent Student Progress
NO DISTINCTION EARNED
Top 25 Percent Closing Performance Gaps
NO DISTINCTION EARNED
Postsecondary Readiness
DISTINCTION EARNED

Performance Index Report



Campus Demographics

Campus Type	High School
Campus Size	473 Students
Grade Span	09 - 12
Percent Economically Disadvantaged	55.4
Percent English Language Learners	3.8
Mobility Rate	12.0
Percent Served by Special Education	11.2
Percent Enrolled in an Early College High School Program	0.0

Performance Index Summary

Index	Points Earned	Maximum Points	Index Score
1 - Student Achievement	485	708	69
2 - Student Progress	177	800	22
3 - Closing Performance Gaps	661	2,000	33
4 - Postsecondary Readiness			
STAAR Score	11.3		
Graduation Rate Score	24.6		
Graduation Plan Score	21.4		
Postsecondary Component Score	23.1		80

System Safeguards

Number and Percentage of Indicators Met

Performance Rates	10 out of 19 = 53%
Participation Rates	11 out of 11 = 100%
Graduation Rates	3 out of 3 = 100%
Total	24 out of 33 = 73%

For further information about this report, please see the Performance Reporting website at <https://rptsvr1.tea.texas.gov/perfreport/account/2017/index.html>

TEXAS EDUCATION AGENCY
2017 Accountability Summary
COMMERCE MIDDLE (116903043) - COMMERCE ISD

Accountability Rating

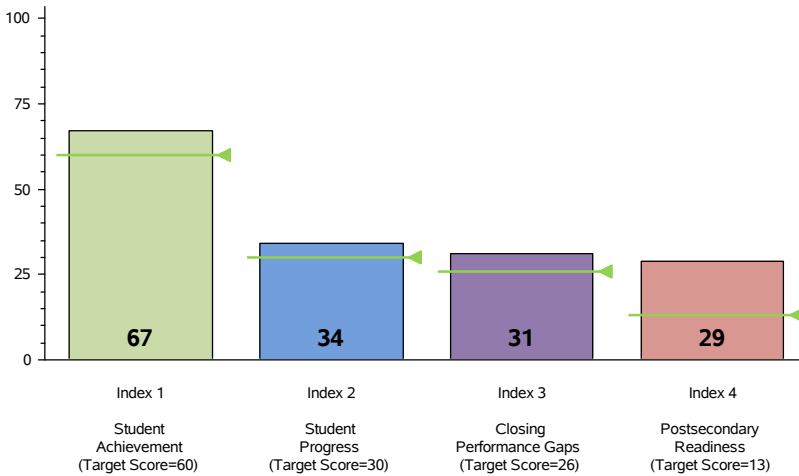
Met Standard

Met Standards on	Did Not Meet Standards on
<ul style="list-style-type: none"> - Student Achievement - Student Progress - Closing Performance Gaps - Postsecondary Readiness 	<ul style="list-style-type: none"> - NONE
In 2017, to receive a Met Standard or Met Alternative Standard rating, districts and campuses must meet targets on three indexes: Index 1 or Index 2 and Index 3 and Index 4.	

Distinction Designation

Academic Achievement in ELA/Reading	NO DISTINCTION EARNED
Academic Achievement in Mathematics	NO DISTINCTION EARNED
Academic Achievement in Science	NO DISTINCTION EARNED
Academic Achievement in Social Studies	NO DISTINCTION EARNED
Top 25 Percent Student Progress	NO DISTINCTION EARNED
Top 25 Percent Closing Performance Gaps	NO DISTINCTION EARNED
Postsecondary Readiness	NO DISTINCTION EARNED

Performance Index Report



Campus Demographics

Campus Type	Middle School
Campus Size	354 Students
Grade Span	06 - 08
Percent Economically Disadvantaged	60.7
Percent English Language Learners	7.1
Mobility Rate	14.6
Percent Served by Special Education	11.3
Percent Enrolled in an Early College High School Program	0.0

Performance Index Summary

Index	Points Earned	Maximum Points	Index Score
1 - Student Achievement	670	999	67
2 - Student Progress	479	1,400	34
3 - Closing Performance Gaps	692	2,200	31
4 - Postsecondary Readiness			
STAAR Score	28.5		
Graduation Rate Score	N/A		
Graduation Plan Score	N/A		
Postsecondary Component Score	N/A		29

System Safeguards

Number and Percentage of Indicators Met	
Performance Rates	10 out of 25 = 40%
Participation Rates	14 out of 14 = 100%
Graduation Rates	N/A
Total	24 out of 39 = 62%

For further information about this report, please see the Performance Reporting website at <https://rptsvr1.tea.texas.gov/perfreport/account/2017/index.html>

TEXAS EDUCATION AGENCY
2017 Accountability Summary
 ALBERT C WILLIAMS EL (116903104) - COMMERCE ISD

Accountability Rating

Met Standard

Met Standards on

- Student Achievement
- Student Progress
- Closing Performance Gaps
- Postsecondary Readiness

Did Not Meet Standards on

- NONE

In 2017, to receive a Met Standard or Met Alternative Standard rating, districts and campuses must meet targets on three indexes: Index 1 or Index 2 and Index 3 and Index 4.

Distinction Designation

Academic Achievement in ELA/Reading

NO DISTINCTION EARNED

Academic Achievement in Mathematics

NO DISTINCTION EARNED

Academic Achievement in Science

NO DISTINCTION EARNED

Academic Achievement in Social Studies

NOT ELIGIBLE

Top 25 Percent Student Progress

NO DISTINCTION EARNED

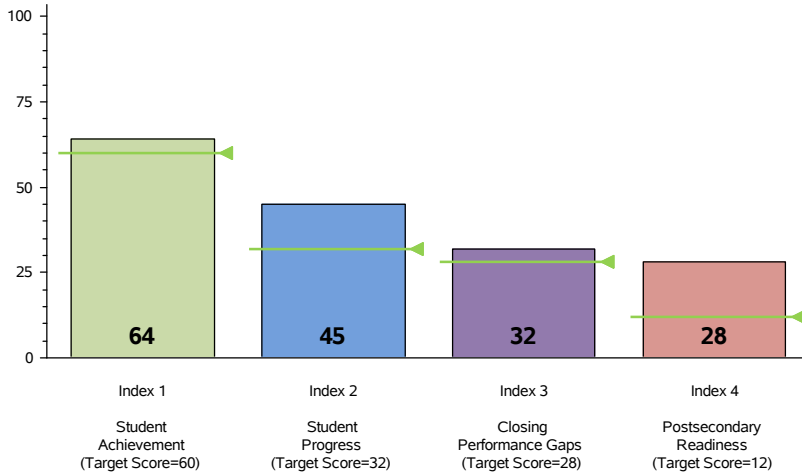
Top 25 Percent Closing Performance Gaps

NO DISTINCTION EARNED

Postsecondary Readiness

NO DISTINCTION EARNED

Performance Index Report



Campus Demographics

Campus Type	Elementary
Campus Size	376 Students
Grade Span	02 - 05
Percent Economically Disadvantaged	65.4
Percent English Language Learners	13.8
Mobility Rate	17.1
Percent Served by Special Education	11.7
Percent Enrolled in an Early College High School Program	0.0

Performance Index Summary

Index	Points Earned	Maximum Points	Index Score
1 - Student Achievement	580	907	64
2 - Student Progress	542	1,200	45
3 - Closing Performance Gaps	569	1,800	32
4 - Postsecondary Readiness			
STAAR Score	27.8		
Graduation Rate Score	N/A		
Graduation Plan Score	N/A		
Postsecondary Component Score	N/A		28

System Safeguards

Number and Percentage of Indicators Met

Performance Rates	11 out of 21 = 52%
Participation Rates	14 out of 14 = 100%
Graduation Rates	N/A
Total	25 out of 35 = 71%

For further information about this report, please see the Performance Reporting website at <https://rptsvr1.tea.texas.gov/perfreport/account/2017/index.html>

TEXAS EDUCATION AGENCY
2017 Accountability Summary
 COMMERCE EL (116903101) - COMMERCE ISD

Accountability Rating

Met Standard

This campus is paired with ALBERT C WILLIAMS EL (116903104)

Distinction Designation

Academic Achievement in ELA/Reading

NOT ELIGIBLE

Academic Achievement in Mathematics

NOT ELIGIBLE

Academic Achievement in Science

NOT ELIGIBLE

Academic Achievement in Social Studies

NOT ELIGIBLE

Top 25 Percent Student Progress

NOT ELIGIBLE


Top 25 Percent Closing Performance Gaps

NOT ELIGIBLE

Postsecondary Readiness

NOT ELIGIBLE

Performance Index Report



Campus Demographics

Campus Type	Elementary
Campus Size	400 Students
Grade Span	EE - 02
Percent Economically Disadvantaged	74.5
Percent English Language Learners	14.5
Mobility Rate	20.2
Percent Served by Special Education	7.8
Percent Enrolled in an Early College High School Program	0.0

Performance Index Summary

Index	Points Earned	Maximum Points	Index Score
1 - Student Achievement	N/A	N/A	N/A
2 - Student Progress	N/A	N/A	N/A
3 - Closing Performance Gaps	N/A	N/A	N/A
4 - Postsecondary Readiness	N/A	N/A	N/A

System Safeguards

Number and Percentage of Indicators Met

Performance Rates	N/A
Participation Rates	N/A
Graduation Rates	N/A
Total	N/A

For further information about this report, please see the Performance Reporting website at <https://rptsvr1.tea.texas.gov/perfreport/account/2017/index.html>